

Technical Data

Hydrovalves > 600 series



DESCRIPTION:

Application

- Fluids regulation and control in irrigation systems

Specifics

- Hydraulic drive valve by network pressure
- Hydraulically controlled on/off
- Low pressure irrigation
- Long-term duration, chemical products resistant
- Low load losses

Features

- Precise and steady regulation
- The valve body ensures a hydraulic path free from cloggings
- Membranes set for different pressures

Materials

- Body, cap and shutter: G25 cast iron
- Grey cast iron valve body
- Diaphragm: neoprene
- Spring: stainless steel
- Cap bolts: stainless steel
- Paint:
 - polyester/green colour
 - polyester/blue colour (while stocks last)



Base hydrovalve				Manual control (3 ways)				24 V AC electric command 9 bar (3 ways)			
In line threaded		In line flanged		In line threaded		In line flanged		In line threaded		In line flanged	
Ø	Code	Ø	Code	Ø	Code	Ø	Code	Ø	Code	Ø	Code
2"	FERV101	DN80	FERV110	2"	FERV141	DN80	FERV150	2"	FERV221	DN80	FERV230
2½"	FERV102	DN100	FERV111	2½"	FERV142	DN100	FERV151	2½"	FERV222	DN100	FERV231
3"	FERV103	DN125	FERV112	3"	FERV143	DN125	FERV152	3"	FERV223	DN125	FERV232
4"	FERV105	DN150	FERV113	4"	FERV144	DN150	FERV153	4"	FERV224	DN150	FERV233
		DN200	FERV120			DN200	FERV154			DN200	FERV234

24 V AC electric command 9 bar (3 ways) NO valve				12V DC electric command				DC latch 6 - 40 V electric command (3 ways)			
In line threaded		In line flanged		In line threaded		In line flanged		In line threaded		In line flanged	
Ø	Code	Ø	Code	Ø	Code	Ø	Code	Ø	Code	Ø	Code
2"	FERV241	DN80	FERV250	2"	FERV449	DN80	FERV455	2"	FERV261	DN80	FERV270
2½"	FERV242	DN100	FERV251	2½"	FERV450	DN100	FERV456	2½"	FERV262	DN100	FERV271
3"	FERV243	DN125	FERV252	3"	FERV451	DN125	FERV457	3"	FERV263	DN125	FERV272
4"	FERV244	DN150	FERV253	4"	FERV452	DN150	FERV458	4"	FERV264	DN150	FERV213
		DN200	FERV254			DN200	FERV459			DN200	FERV274

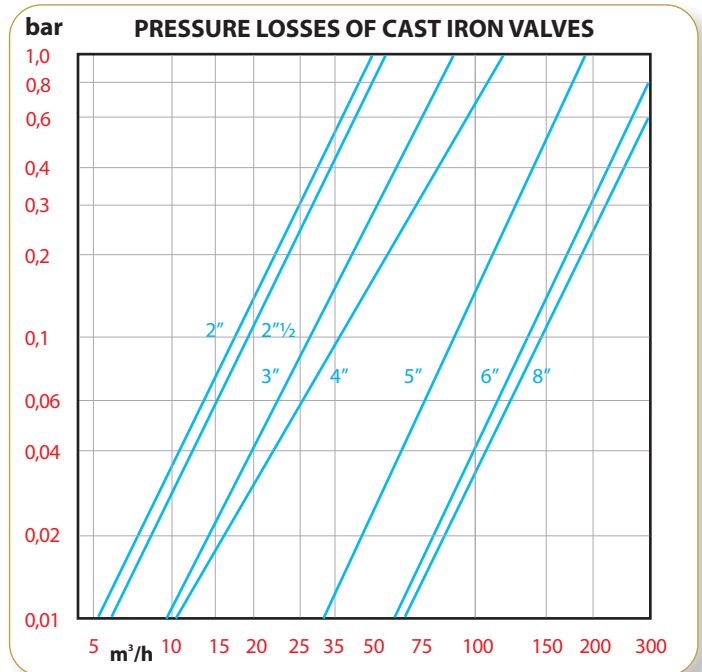
Pressure reduction (3 ways relay valve) 12 bar				Pressure sustain (3 ways relay valve) 12 bar				Pressure reduction - 24 V AC electric command (3 ways relay valve)			
In line threaded		In line flanged		In line threaded		In line flanged		In line threaded		In line flanged	
Ø	Code	Ø	Code	Ø	Code	Ø	Code	Ø	Code	Ø	Code
2"	FERV321	DN80	FERV330	2"	FERV341	DN80	FERV350	2"	FERV361	DN80	FERV370
2½"	FERV322	DN100	FERV331	2½"	FERV342	DN100	FERV351	2½"	FERV362	DN100	FERV371
3"	FERV323	DN125	FERV332	3"	FERV343	DN125	FERV352	3"	FERV363	DN125	FERV372
4"	FERV324	DN150	FERV333	4"	FERV344	DN150	FERV353	4"	FERV364	DN150	FERV373
		DN200	FERV334			DN200	FERV354			DN200	FERV374

Technical Data

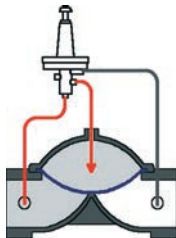
Hydrovalves > 600 series

KV FLOW-RATE FEATURE (M³/H AT 1 BAR LOAD LOSS)

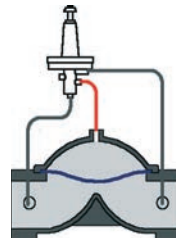
DN					100	125	500	600
Ø	In.	1"½	2"	3"				
Kv		50	50	100	150	250	500	600



Closed valve



Intermediate position valve



Open valve

