

Technical Data

Weathermatic >

> Smartline Series Programmings



DESCRIPTION:

Basic features

- SmartLink® Aircard Compatible
- 4 programs: A, B, C; program D can operate concurrently
- 8 start times per program
- Indoor/Outdoor Rated
- Zone run times settable from 1 min. to 9 hrs. 55 min.
- Rain/Freeze sensing on/off button with Tri-Color LED indicator
- Rain delay of 1 – 7 days
- SLW5 Weather Station rain delay programmable from 0 – 99 hours
- Seasonal % adjust by program, by month
- Daily times, days of the week and up to 7 calendar dates can be excluded
- Programmable zone-to-zone delay 1 min. – 3 hrs.
- Watering days: custom days of the week, odd/even, or interval days
- Run/Soak cycles by program
- Large backlit LCD display
- Non-volatile memory – with no battery required
- Internal 120 V AC/230 V AC transformer
- 2 Watering modes: Basic Mode and Smart Mode
- Basic Mode: User Controlled Conventional Operation
- Smart Mode: Daily automatic programming adjustments

Smart watering features

- ZIP Code input or Latitude input
- Sprinkler type input
- Plant type input
- Soil type input
- More/Less ET Tuning
- Watering run times
- Review menu displays accumulated ET deficits by zone
- Display maximum run time and minimum soak time
- Displays temperature readings (daily high/low) for previous 5 days
- Accumulates total run times by zone from the last reset date
- Clear deficits for all zones
- Extended rain delay programmable from 0 – 99 hours

Manual operation

- Manual test runs each zone with zone run times from 10 sec – 10 min (1 min to 9 hrs 55 min)
- Manual zone operation of a single zone
- Push button manual start of a program from control panel

On-site diagnostic/troubleshooting features

- Fault review displays all faults, including open and shorted zones
- Test function using on-board multi-meter
- Built-in valve locator
- Backtrack Stored Program™

Additional features

- Zone-to-zone delay
- Master valve timing sequence with zone valve programmable
- Master valve/pump start operation assignable On/Off by zone
- Clear program function
- Clear All function
- Grow-In Program
- Includes power cord (SL1600, SL1620 only)
- Upgradable to SmartLink® Web-based Access




Code	Article	Location	Stations	Expandable	Box
OPG190	E-SL800-ITA	Internal	4	4 x SLM2	10
OPG191	E-SL1600-ITA	External	4	3 x SLM4 + 2 X SLM12	5

Technical Data

Weathermatic >

EXPANSION MODULES

Code	OPG195	OPG196	OPG198
Article	SLM2	SLM4	SLM12-1600
Stations	+ 2	+ 4	+ 12
Programmer	PL800	PL1600	PL1600
Box	20	20	10



SL800



SL1600

Landscape