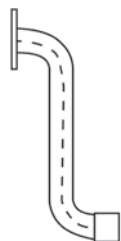


Scheda Tecnica

Raccordi Metallo > Linee Interrate



DESCRIZIONE:


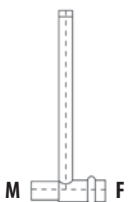
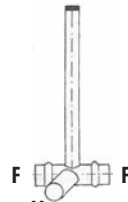
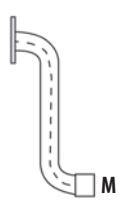
Applicazione

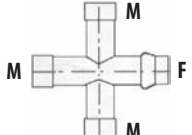
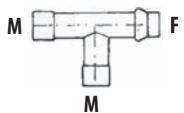
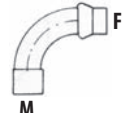

- Raccordi in acciaio zincato per linee interrate


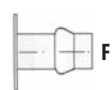
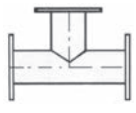
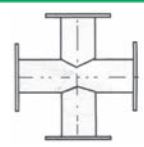
Specifiche

- Spessore 3,4 ÷ 4 mm

- Altezza raccordo idrante: 1 mt (centro/centro)

Idrante di fine linea a gomito		Idrante di linea a T		Idrante di linea su T		Pezzo ad "esse" flangiato x maschio	
							
Ø	Codice	Ø	Codice	Ø	Codice	Ø	Codice
110 x 4"	AID123-Z	110 x 4"	AID073-Z	110 x 4"	AID403-Z	DN80 x 90	ATL117-Z
125 x 4"	AID124-Z	125 x 4"	AID074-Z	125 x 4"	AID404-Z	DN100 x 110	ATL109-Z
140 x 4"	AID125-Z	140 x 4"	AID075-Z	140 x 4"	AID405-Z	DN100 x 125	ATL111-Z
160 x 4"	AID126-Z	160 x 4"	AID076-Z	160 x 4"	AID406-Z	DN125 x 125	ATL114-Z
						DN125 x 140	ATL116-Z
						DN150 x 140	ATL119-Z
						DN150 x 200	ATL120-Z

Croce M/M/M/F		T M/M/F		Curva M/F		Passante F/F	
							
Ø	Codice	Ø	Codice	Ø	Codice	Ø	Codice
110	ACI022-Z	110	ATI047-Z	110	ACI047-Z	110	API022-Z
125	ACI023-Z	125	ATI048-Z	125	ACI048-Z	125	API023-Z
140	ACI024-Z	140	ATI049-Z	140	ACI049-Z	140	API024-Z
160	ACI025-Z	160	ATI050-Z	160	ACI050-Z	160	API025-Z

Guarnizioni in gomma per passante F per PVC		Bout femmina		T Flangiato		Croce Flangiata	
							
Ø	Codice	Ø	Codice	Ø	Codice	Ø	Codice
110	RGN302	110 F X DN100	ABI022-Z	100	FCL409-Z	100	FCR022-Z
125	RGN303	125 F X DN125	ABI023-Z	125	FCL422-Z	125	FCR023-Z
140	RGN304	140 F X DN150	ABI024-Z	150	FCL441-Z	150	FCR024-Z
160	RGN305	160 F X DN150	ABI025-Z	200	FCL442-Z	200	FCR025-Z

Raccorderia