

Scheda Tecnica

Raccordi a Compressione > Serie Bianco/Nera



DESCRIZIONE

Applicazione

- Raccordo a compressione per condotte in PE

Specifiche

- Massima pressione lavoro: 10 bar
- Realizzato in polipropilene Hi-grade
- Elevata resistenza a radiazioni UV

Caratteristiche

- Chiusura mediante ghiera interna di graffaggio a serraggio conico
- Gamma completa di figure e diametri
- Norme UNI 9561 e UNI EN ISO 15494
- Conforme a DM n° 174 del 06/04/2004





Raccordo maschio				Raccordo femmina				Gomito con deriv. fil. F				Gomito con deriv. fil. M			
Ø	Cod.	Sc.	B.	Ø	Cod.	Sc.	B.	Ø	Cod.	Sc.	B.	Ø	Cod.	Sc.	B.
16 x 1/2"	RGMA031	500	10	16 x 1/2"	RGFA020	500	10	16 x 1/2"	RGOA080	500	10	16 x 1/2"	RGOA110	600	10
16 x 3/4"	RGMA032	500	10	16 x 3/4"	RGFA021	500	10	20 x 1/2"	RGOA081	600	10	16 x 3/4"	RGOA111	600	10
20 x 1/2"	RGMA033	600	10	20 x 1/2"	RGFA022	600	10	20 x 3/4"	RGOA082	500	10	20 x 1/2"	RGOA112	600	10
20 x 3/4"	RGMA034	600	10	20 x 3/4"	RGFA023	600	10	25 x 1/2"	RGOA083	380	10	20 x 3/4"	RGOA113	600	10
25 x 1/2"	RGMA035	480	10	25 x 3/4"	RGFA024	400	10	25 x 3/4"	RGOA084	380	10	25 x 1/2"	RGOA114	400	10
25 x 3/4"	RGMA036	480	10	25 x 1"	RGFA025	400	10	25 x 1"	RGOA085	340	10	25 x 3/4"	RGOA115	400	10
25 x 1"	RGMA037	480	10	32 x 3/4"	RGFA026	280	10	32 x 3/4"	RGOA086	220	10	25 x 1"	RGOA116	400	10
32 x 3/4"	RGMA038	280	10	32 x 1"	RGFA027	230	10	32 x 1"	RGOA087	200	10	32 x 1/2"	RGOA117	240	10
32 x 1"	RGMA039	280	10	40 x 1"	RGFA028	150	1	32 x 1 1/4"	RGOA088	160	10	32 x 3/4"	RGOA118	240	10
32 x 1 1/4"	RGMA040	280	10	40 x 1 1/4"	RGFA029	150	1	40 x 1 1/4"	RGOA089	120	1	32 x 1"	RGOA119	240	10
40 x 1"	RGMA041	150	1	40 x 1 1/2"	RGFA030	150	1	40 x 1 1/2"	RGOA090	110	1	40 x 1"	RGOA120	120	1
40 x 1 1/4"	RGMA042	150	1	50 x 1 1/2"	RGFA031	90	1	50 x 1 1/2"	RGOA091	70	1	40 x 1 1/4"	RGOA121	120	1
40 x 1 1/2"	RGMA043	150	1	50 x 2"	RGFA032	90	1	50 x 2"	RGOA092	70	1	40 x 1 1/2"	RGOA122	120	1
50 x 1 1/2"	RGMA044	100	1	63 x 2"	RGFA033	60	1	63 x 2"	RGOA093	44	1	50 x 1 1/2"	RGOA123	70	1
50 x 2"	RGMA045	100	1	75 x 2"	RGFA034	28	1	75 x 2"	RGOA094	20	1	50 x 2"	RGOA124	70	1
63 x 2"	RGMA046	60	1	75 x 2 1/2"	RGFA035	28	1	75 x 2 1/2"	RGOA095	17	1	63 x 2"	RGOA125	48	1
75 x 2"	RGMA047	28	1	90 x 2"	RGFA036	14	1	75 x 3"	RGOA096	17	1	75 x 2 1/2"	RGOA126	18	1
75 x 2 1/2"	RGMA048	28	1	90 x 3"	RGFA037	14	1					75 x 3"	RGOA127	18	1
75 x 3"	RGMA049	25	1	90 x 4"	RGFA038	12	1					90 x 3"	RGOA128	12	1
90 x 2"	RGMA050	14	1	110 x 3"	RGFA039	8	1					110 x 4"	RGOA129	6	1
90 x 2 1/2"	RGMA051	14	1	110 x 4"	RGFA040	8	1								
90 x 3"	RGMA052	14	1												
110 x 2"	RGMA053	8	1												
110 x 3"	RGMA054	8	1												
110 x 4"	RGMA055	8	1												





Raccorderia

Raccorderia PN10 - •raccorderia PN6

Sc. = scatola - B. = busta

Raccordi a Compressione > Serie Bianco/Nera

Manicotto				"T" 90°				Gomito				Fine linea			
															
Ø	Cod.	Sc.	B.	Ø	Cod.	Sc.	B.	Ø	Cod.	Sc.	B.	Ø	Cod.	Sc.	B.
16	RBGA015	400	10	16	RTEA010	200	10	16	RGOA009	350	10	25	RTTA010	520	10
20	RBGA016	500	10	20	RTEA011	250	10	20	RGOA010	440	10	32	RTTA011	330	10
25	RBGA017	300	10	25	RTEA012	170	10	25	RGOA011	250	10	40	RTTA012	180	1
32	RBGA018	160	10	32	RTEA013	100	5	32	RGOA012	150	10	50	RTTA013	100	1
40	RBGA019	100	1	40	RTEA014	60	5	40	RGOA013	90	1	63	RTTA014	60	1
50	RBGA020	60	1	50	RTEA015	32	2	50	RGOA014	50	1	75	RTTA015	28	1
63	RBGA021	40	1	63	RTEA016	20	2	63	RGOA015	32	1	90	RTTA016	16	1
75	RBGA022	16	1	75	RTEA017	8	1	75	RGOA016	12	1	110	RTTA017	10	1
90	RBGA023	8	1	90	RTEA018	5	1	90	RGOA017	8	1				
110	RBGA024	5	1	110	RTEA019	2	1	110	RGOA018	3	1				





"T" con derivaz. fil. F				"T" con derivaz. fil. M				Gomito con derivaz. ortogonale F				Adattatore chiusura in PP			
															
Ø	Cod.	Sc.	B.	Ø	Cod.	Sc.	B.	Ø	Cod.	Sc.	B.	Ø	Cod.	Sc.	B.
16 x 1/2" x 16	RTFA030	240	10	20 x 1/2" x 20	RTMA020	300	10	20 x 1/2" x 20	RGOA150	350	10	20	RADA001	-	1
16 x 3/4" x 16	RTFA031	240	10	20 x 3/4" x 20	RTMA021	300	10	25 x 1/2" x 25	RGOA151	250	10	25	RADA002	-	1
20 x 1/2" x 20	RTFA032	320	10	25 x 1/2" x 25	RTMA022	220	10	25 x 3/4" x 25	RGOA152	250	10	32	RADA003	-	1
20 x 3/4" x 20	RTFA033	320	10	25 x 3/4" x 25	RTMA023	220	10					40	RADA004	-	1
25 x 1/2" x 25	RTFA034	200	10	32 x 3/4" x 32	RTMA024	120	5					50	RADA005	-	1
25 x 3/4" x 25	RTFA035	200	10	32 x 1" x 32	RTMA025	120	5					63	RADA006	-	1
25 x 1" x 25	RTFA036	200	10	40 x 1" x 40	RTMA026	70	1								
32 x 1/2" x 32	RTFA037	120	5	40 x 1 1/4" x 40	RTMA027	70	1								
32 x 3/4" x 32	RTFA038	120	5	50 x 1 1/2" x 50	RTMA029	40	1								
32 x 1" x 32	RTFA039	120	5	50 x 2" x 50	RTMA030	40	1								
40 x 1" x 40	RTFA040	70	1	63 x 2" x 63	RTMA031	24	1								
40 x 1 1/4" x 40	RTFA041	70	1												
40 x 1 1/2" x 40	RTFA042	60	1												
50 x 1 1/2" x 50	RTFA043	40	1												
50 x 2" x 50	RTFA044	40	1												
63 x 2" x 63	RTFA045	20	1												
75 x 2" x 75	RTFA046	8	1												
75 x 2 1/2" x 75	RTFA047	8	1												
75 x 3" x 75	RTFA048	8	1												
90 x 3" x 90	RTFA049	7	1												
110 x 4" x 110	RTFA050*	4	1												



Raccorderia PN10 - *raccorderia PN6

Sc. = scatola - B. = busta

Scheda Tecnica

Raccordi a Compressione > Serie Bianco/Nera

"T" con derivazione filettata F				"T" con derivazione filettata M				"T" ridotto				"T" di riparazione			
															
Ø	Cod.	Sc.	B.	Ø	Cod.	Sc.	B.	Ø	Cod.	Sc.	B.	Ø	Cod.**	Sc.	B.
16 x 1/2" x 16	RTF024	240	10	20 x 1/2" x 20	RTM001	180	10	20 x 16 x 20	RTR011	150	10	20	RTR102	120	10
16 x 3/4" x 16	RTF020	240	10	20 x 3/4" x 20	RTM002	180	10	25 x 20 x 25	RTR001	100	5	25	RTR101	100	5
20 x 1/2" x 20	RTF001	180	10	25 x 1/2" x 25	RTM006	140	5	32 x 25 x 32	RTR009	70	5	32	RTR103	60	5
20 x 3/4" x 20	RTF003	180	10	25 x 1" x 25	RTM003	140	5	40 x 25 x 40	RTR012	45	1	40	RTR104	40	1
25 x 1/2" x 25	RTF004	140	5	32 x 1" x 32	RTM004	80	5	40 x 32 x 40	RTR003	40	1	50	RTR105	25	1
25 x 3/4" x 25	RTF006	140	5	40 x 1" x 40	RTM005	50	1	50 x 25 x 50	RTR014	30	1	63	RTR106	16	1
25 x 1" x 25	RTF007	100	5	40 x 1" x 40	RTM016	50	1	50 x 32 x 50	RTR008	30	1	**Consegna a programma			
25 x 1" x 25	RTF028	100	5	50 x 1" x 50	RTM017	36	1	50 x 40 x 50	RTR004	30	1				
32 x 3/4" x 32	RTF008	80	5	63 x 1" x 63	RTM019**	20	1	63 x 32 x 63	RTR007	20	1				
32 x 1" x 32	RTF009	80	5	63 x 2" x 63	RTM018			63 x 40 x 63	RTR016	20	1				
32 x 1" x 32	RTF010	60	5	**Consegna a programma				63 x 50 x 63	RTR005	18	1				
32 x 1" x 32	RTF018	60	5					75 x 63 x 75	RTR006	7	1				
40 x 1" x 40	RTF011	60	1												
40 x 1" x 40	RTF012	55	1												
40 x 1" x 40	RTF013	50	1												
40 x 2" x 40	RTF029	45	1												
50 x 1" x 50	RTF014	36	1												
50 x 2" x 50	RTF015	30	1												
63 x 1" x 63	RTF030	20	1												
63 x 1" x 63	RTF025	20	1												
63 x 2" x 63	RTF016	20	1												
75 x 2" x 75	RTF019	9	1												
75 x 2" x 75	RTF017	9	1												
75 x 3" x 75	RTF022	9	1												
90 x 3" x 90	RTF023	7	1												
110 x 4" x 110	RTF021*	4	1												

Manicotto di riduzione				Set di riduzione			
							
Ø	Cod.	Sc.	B.	Ø	Cod.	Sc.	B.
20 x 16	RMR013	300	10	25 x 20	RRD300	300	10
25 x 16	RMR019	220	10	32 x 20	RRD301	300	10
25 x 20	RMR001	200	10	32 x 25	RRD302	250	10
32 x 20	RMR002	150	5	40 x 32	RRD303	180	10
32 x 25	RMR003	120	5	50 x 25	RRD304**	200	10
40 x 25	RMR004	90	1	50 x 32	RRD305	120	5
40 x 32	RMR005	90	1	50 x 40	RRD306	120	5
50 x 25	RMR012	70	1	63 x 25	RRD307**	120	5
50 x 32	RMR006	70	1	63 x 32	RRD308	80	0
50 x 40	RMR007	60	1	63 x 40	RRD309	80	1
63 x 25	RMR014	50	1	63 x 50	RRD310	80	0
63 x 32	RMR015	45	1	75 x 63	RRD311	80	0
63 x 40	RMR008	40	1	110 x 63	RRD312*	50	1
63 x 50	RMR009	36	1	110 x 75	RRD313	22	1
75 x 50	RMR010	22	1	110 x 90	RRD314	20	1
75 x 63	RMR011	18	1	**Consegna a programma			
90 x 63	RMR016	12	1				
90 x 75	RMR017	10	1				
110 x 90	RMR018	6	1				

Raccorderia PN16 - *raccorderia PN6

Sc. = scatola - B. = busta