


Scheda Tecnica

Raccordi Metallo > Zincati in Ghisa



DESCRIZIONE:

Applicazione





- Per la giunzione e la formazione di strutture idrauliche a tenuta





Specifiche

- Filetto a norma DIN 2999-259 (ISO 7/1-228)
- Tenuta idraulica mediante nastro Teflon per diametri < 2", canapa e pasta per diametri superiori

Materiali




- Ghisa malleabile
- Zincatura tramite immersione a caldo secondo normative UNE 37501-88 (DIN 2444/ISO1460)




Croce				"T"				Bocch. dritto M/F				Bocch. curvo M/F			
															
Ø	Cod.	PN	Conf.	Ø	Cod.	PN	Conf.	Ø	Cod.	PN	Conf.	Ø	Cod.	PN	Conf.
½"	FCR001	25	10	½"	FTZ009	25	10	½"	FBZ010	25	10	½"	FBZ060	25	10
¾"	FCR002	25	10	¾"	FTZ001	25	10	¾"	FBZ011	25	10	¾"	FBZ061	25	10
1"	FCR003	25	10	1"	FTZ002	25	10	1"	FBZ012	25	10	1"	FBZ062	25	10
1¼"	FCR005	25	1	1¼"	FTZ003	25	1	1¼"	FBZ014	25	1	1¼"	FBZ063	25	1
1½"	FCR006	25	1	1½"	FTZ004	25	1	1½"	FBZ013	25	1	1½"	FBZ064	25	1
2"	FCR007	25	1	2"	FTZ005	25	1	2"	FBZ015	25	1	2"	FBZ065	25	1
2½"	FCR009	25	1	2½"	FTZ006	25	1	2½"	FBZ016	25	1	2½"	FBZ066	25	1
3"	FCR008	25	1	3"	FTZ007	25	1	3"	FBZ017	25	1	3"	FBZ067	25	1
				4"	FTZ010	25	1								

Nipplo				Manicotto F/F				Gomito M/F				Gomito F/F			
															
Ø	Cod.	PN	Conf.	Ø	Cod.	PN	Conf.	Ø	Cod.	PN	Conf.	Ø	Cod.	PN	Conf.
½"	FNZ002	25	10	½"	FMA001	25	10	½"	FGT001	25	10	½"	FGT020	25	10
¾"	FNZ001	25	10	¾"	FMA002	25	10	¾"	FGT002	25	10	¾"	FGT021	25	10
1"	FNZ003	25	10	1"	FMA003	25	10	1"	FGT003	25	10	1"	FGT022	25	10
1¼"	FNZ004	25	1	1¼"	FMA004	25	1	1¼"	FGT004	25	1	1¼"	FGT023	25	1
1½"	FNZ005	25	1	1½"	FMA005	25	1	1½"	FGT005	25	1	1½"	FGT024	25	1
2"	FNZ006	25	1	2"	FMA006	25	1	2"	FGT006	25	1	2"	FGT025	25	1
2½"	FNZ007	25	1	2½"	FMA007	25	1	2½"	FGT007	25	1	2½"	FGT026	25	1
3"	FNZ008	25	1	3"	FMA008	25	1	3"	FGT008	25	1	3"	FGT027	25	1
4"	FNZ010	25	1	4"	FMA009	25	1	4"	FGT009	25	1	4"	FGT028	25	1

Scheda Tecnica

Raccordi Metallo > Zincati in Ghisa

Calotta				Tappo				Prolunga				
												
Ø	Cod.	PN	Conf.	Ø	Cod.	PN	Conf.	Ø	Cm	Cod.	PN	Conf.
½"	FTZ078	25	10	½"	FTZ051	25	10	¾"	150	FPR038	25	1
¾"	FTZ070	25	10	¾"	FTZ050	25	10	1"	150	FPR039	25	1
1"	FTZ071	25	10	1"	FTZ052	25	10	1"¼"	150	FPR040	25	1
1"¼"	FTZ077	25	1	1"¼"	FTZ053	25	1	1"½"	150	FPR041	25	1
1"½"	FTZ072	25	1	1"½"	FTZ054	25	1	2"	150	FPR042	25	1
2"	FTZ073	25	1	2"	FTZ055	25	1	1"¼"	200	FPR043	25	1
2"½"	FTZ074	25	1	2"½"	FTZ056	25	1	1"½"	200	FPR044	25	1
3"	FTZ075	25	1	3"	FTZ057	25	1	2"	200	FPR045	25	1
4"	FTZ079	25	1	4"	FTZ058	25	1	1"½"	300	FPR046	25	1
								2"	300	FPR047	25	1

Riduzione M/F				Manicotto rid. M/F				Nipplo ridotto			
											
Ø	Cod.	PN	Conf.	Ø	Cod.	PN	Conf.	Ø	Cod.	PN	Conf.
¾" x ½"	FRD001	25	10	¾" x ½"	FMA020	25	10	½" x ¾"	FNZ037	25	100
1" x ½"	FRD002	25	10	1" x ½"	FMA021	25	10	¾" x ½"	FNZ036	25	100
1" x ¾"	FRD003	25	10	1" x ¾"	FMA022	25	10	1" x ½"	FNZ039	25	70
1"¼ x ½"	FRD004	25	1	1"¼ x 1"	FMA024	25	1	1" x ¾"	FNZ038	25	70
1"¼ x ¾"	FRD005	25	1	1"½ x 1"	FMA025	25	1	1"¼ x ½"	FNZ040	25	50
1"¼ x 1"	FRD006	25	1	1"½ x 1"¼"	FMA028	25	1	1"¼ x ¾"	FNZ041	25	50
1"½ x ¾"	FRD007	25	1	2" x 1"¼"	FMA026	25	1	1"¼ x 1"	FNZ015	25	50
1"½ x 1"	FRD008	25	1	2" x 1"½"	FMA027	25	1	1"½ x ¾"	FNZ042	25	50
1"½ x 1"¼"	FRD009	25	1					1"½ x 1"	FNZ016	25	40
2" x ¾"	FRD010	25	1					1"½ x 1"¼"	FNZ021	25	30
2" x 1"	FRD011	25	1					2" x 1"¼"	FNZ022	25	10
2" x 1"¼"	FRD012	25	1					2" x 1"½"	FNZ020	25	10
2" x 1"½"	FRD013	25	1								
2"½ x 1"	FRD014	25	1								
2"½ x 1"¼"	FRD015	25	1								
2"½ x 1"½"	FRD016	25	1								
2"½ x 2"	FRD017	25	1								
3" x 2"	FRD021	25	1								
3" x 2"½"	FRD022	25	1								